

UNIT PRICE PERFORMANCE

The FTSE Straits Times Index declined 0.34% while the FTSE Straits Times REIT Index gained 0.27% for the period of 1 January 2023 to 31 December 2023 ("FY2023"). In comparison, PARAGON REIT's unit price declined 1.67% during the same period.

PARAGON REIT's unit price closed at S\$0.885 on 29 December 2023. Total distribution for FY2023 was 5.02 cents, representing a distribution yield of 5.67%.

KEY STATISTICS

	FY2023	FY2022
Highest closing price (S\$)	0.990	1.000
Lowest closing price (S\$)	0.790	0.790
Year-end closing price (S\$)	0.885	0.900
Total trading volume (million units)	244.9	586.4
Average daily trading volume (million units)	1.0	2.4

RETURN ON INVESTMENT IN PARAGON REIT

	FY2023 ¹ Based on closing price of S\$0.885 as at 29 December 2023	FY2022 ² Based on closing price of S\$0.900 as at 30 December 2022
(a) Total return	4.00%	-3.97%
(b) Capital appreciation	-1.67%	-10.00%
(c) Annual distribution yield	5.67%	6.03%

1 For FY2023:

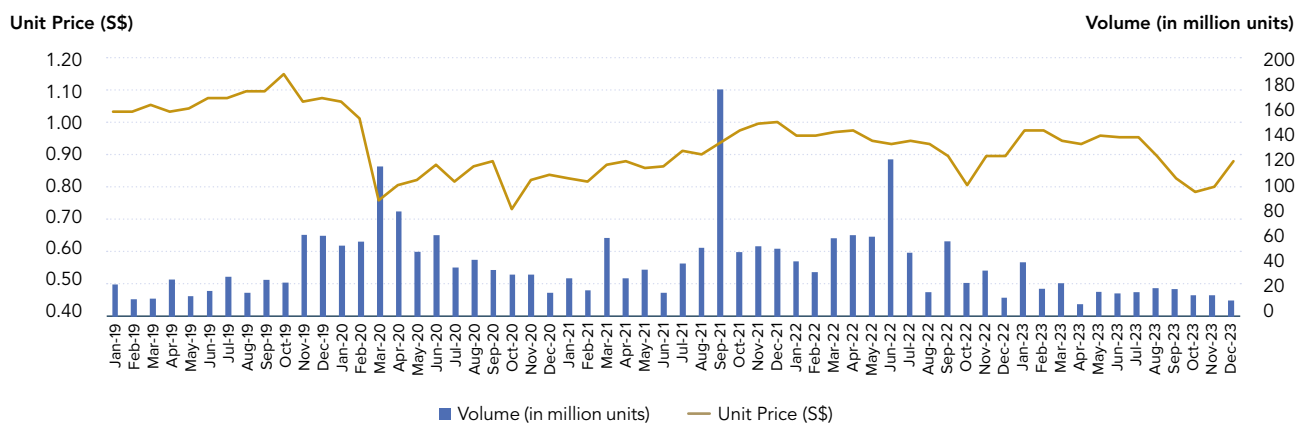
- (a) Sum of capital appreciation and distribution yield for FY2023.
- (b) Based on closing price of S\$0.885 as at 29 December 2023 and S\$0.900 as at 30 December 2022.
- (c) Based on distribution of 5.02 cents for the 12 months ended 31 December 2023 over the closing price of S\$0.885 as at 29 December 2023.

2 For FY2022:

- (a) Sum of capital appreciation and distribution yield for the period of 1 January 2022 to 31 December 2022 ("FY2022").
- (b) Based on closing price of S\$0.900 as at 30 December 2022 and S\$1.000 as at 31 December 2021.
- (c) Annualised distribution yield based on DPU of 7.42 cents for the 16 months ended 31 December 2022 over the closing price of S\$0.900 as at 30 December 2022.

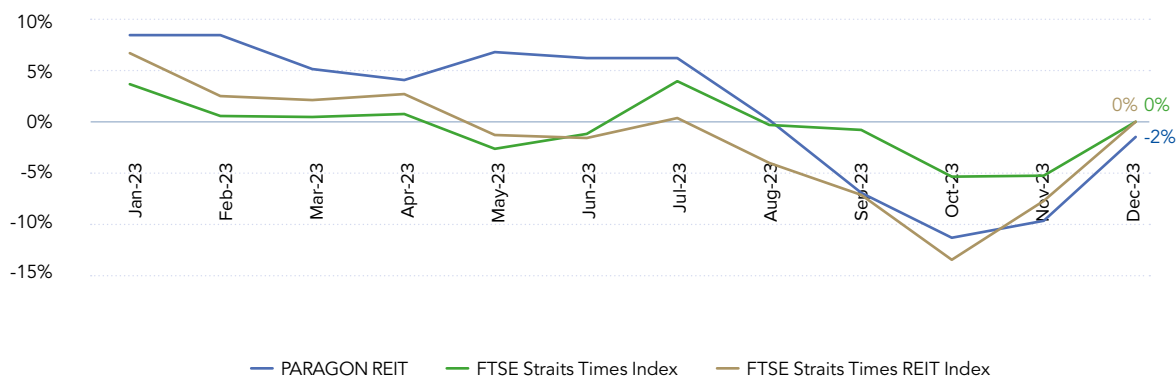
MONTHLY SHARE PRICE AND VOLUME

1 January 2019 To 31 December 2023



Source: Bloomberg

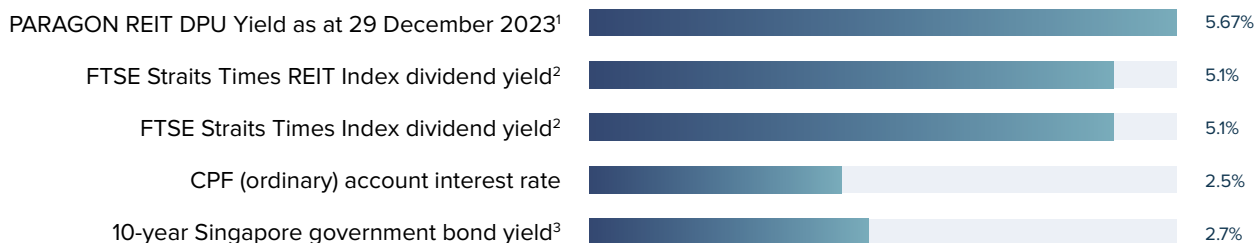
MONTHLY COMPARATIVE PRICE TRENDS FOR FY2023



Note: The price change was compared to the month-end closing price in December 2022.

Source: Bloomberg

COMPARATIVE YIELDS



Source: Bloomberg, Monetary Authority of Singapore, Central Provident Fund (CPF) Board

¹ Distribution yield based on DPU of 5.02 cents for FY2023 and closing price of S\$0.885 as at 29 December 2023.

² Based on sum of gross dividends over 12 months for FTSE Straits Times Index and FTSE Straits Times REIT Index as at 29 December 2023.

³ As at 29 December 2023.